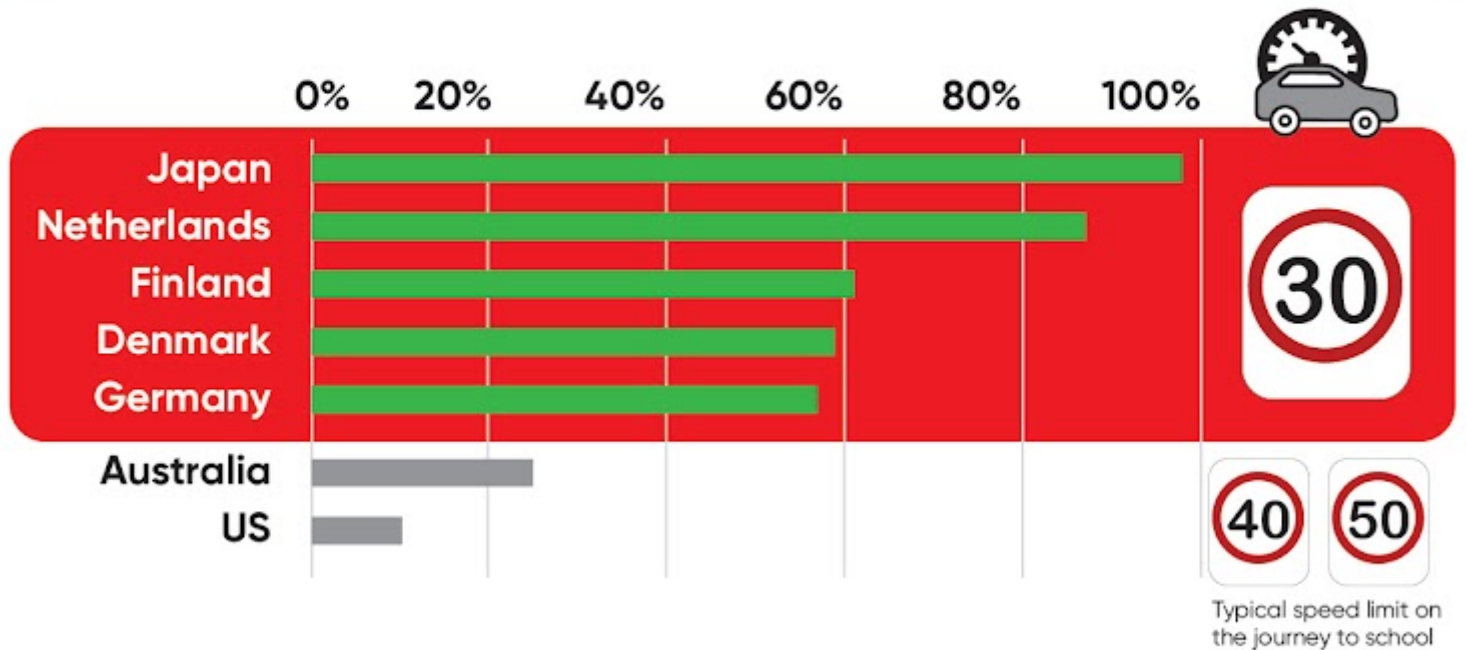


Do you agree we need to make it safer and easier for children to walk and ride a bicycle to school?

Australian children are less likely to walk or ride a bicycle to school than children from most other OECD countries.



Children walking or cycling to school



Sources

Garrard, J (2016) Walking, riding or driving to school: what influences parents' decision making?
<https://de.statista.com/statistik/daten/studie/1039428/umfrage/umfrage-zu-genutzten-verkehrsmitteln-auf-dem-schulweg-von-kindern-in-deutschland/>
Kontau, E (2019) U.S. active school travel in 2017: Prevalence and correlates

Strongly disagree 1 2 3 4 5 Strongly agree

To make streets easier to cross, are you willing to consider the following:

Select all that apply

- More crossing facilities, e.g. raised crossings ("wombat crossings")
- Reducing traffic speeds in built-up areas
- Reducing car traffic volumes
- Other:

To protect neighbourhoods from "rat running" do you support low car traffic neighbourhoods?

Low traffic neighbourhoods prevent rat running by only allowing local traffic and encouraging walking and cycling. Photo source: Mark Sutton, cycling industry news.



1

2

3

4

5





Strongly oppose

Strongly support

In order to make it safer for children to walk to school, do you support 30 km/h limits in neighbourhoods?

International best practice is 30km/h for local streets. Read more about the benefits of 30km/h streets and myth busting <https://theconversation.com/busted-5-myths-about-30km-h-speed-limits-in-australia-160547>

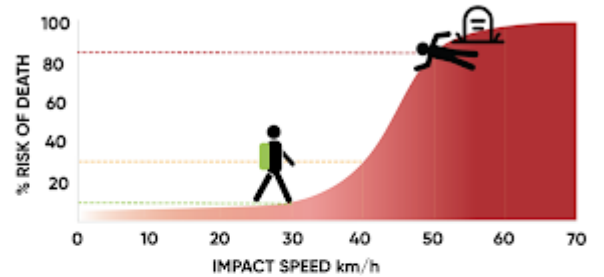
Travel time urban area

	Average Speed	Travel time for 1km	Travel time for 3.5km
	5km/h	12 min	42 min
	15km/h	4 min	14 min
	21km/h	2.9 min	10 min
	26.4km/h	2.3 min	8 min

*Source: ADAC Tempo 30 Pro Contra (2015)



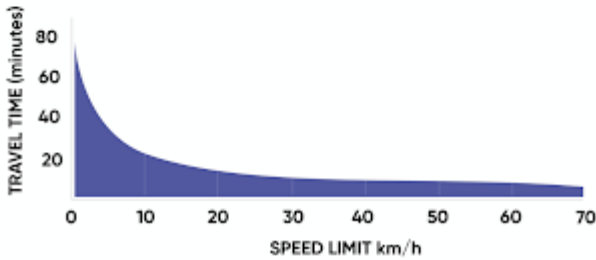
Safe speeds for our streets



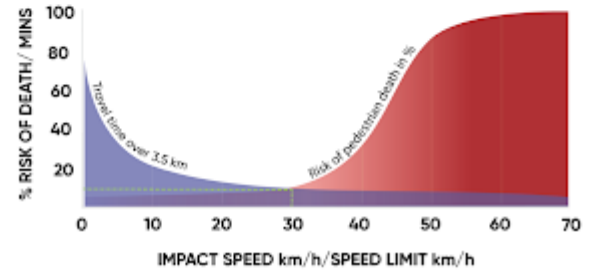
Source - Cities Built by Design (2016), www.citiesbuiltbydesign.com/urban-design



Travel times for a 3.5 km journey in urban areas



Determining optimal speed limits in urban areas



1 2 3 4 5

Strongly disagree Strongly agree

Trees provide shade and improve the walking environment, do you support increasing tree canopy over walkways?

1 2 3 4 5

Strongly oppose Strongly support

What are your thoughts about improving walkability in our LGA?

I strongly support ensuring our City of Sydney streets are safe to walk through. Walking is a fantastic environmentally friendly source of active transport. As a Councillor I've strongly advocated for more walkable streets. City of Sydney Labor also has the boldest canopy cover targets.

Please specify any council motions that you supported or proposed to make walking better in our LGA (please provide a description, date and/or motion number).

September 2021 Creation of a Shared Traffic Zone in Church St Paddington

May 2021 Creation of Shared Traffic Zone in Redfern/Darlington

May 2021 Traffic Calming in the Millers Point Precinct

December 2020 Speed Cushions on Bulwara Road

March 2020 Road Safety at Newtown Public School

May 2019 Safety Audit of Local Schools

April 2018 Pedestrian Safety

February 2018 Pedestrian Access in Walsh Bay

Do you consent to having these results published? *

Yes

No

Other: _____

This content is neither created nor endorsed by Google.

Google Forms