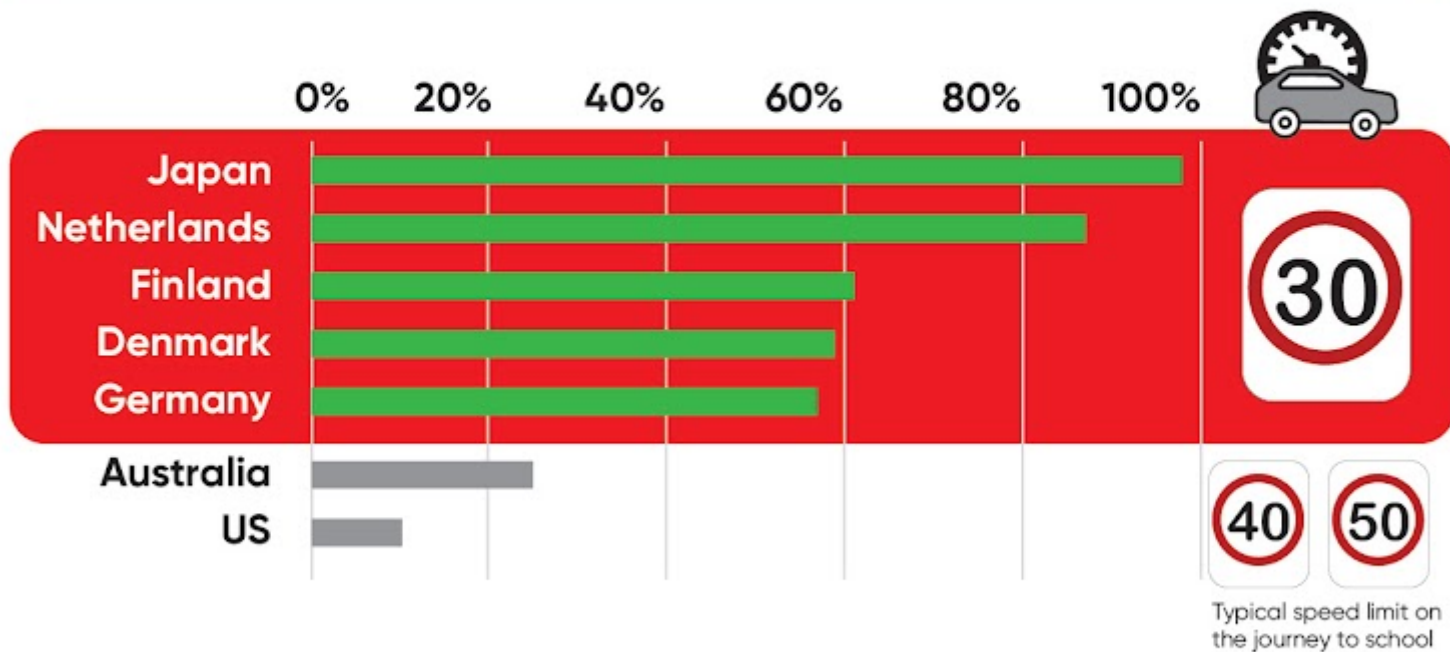


Do you agree we need to make it safer and easier for children to walk and ride a bicycle to school?

Australian children are less likely to walk or ride a bicycle to school than children from most other OECD countries.



Children walking or cycling to school



Sources
Garrard, J (2016) Walking, riding or driving to school: what influences parents' decision making?
<https://de.statista.com/statistik/daten/studie/1039428/umfrage/umfrage-zu-genutzten-verkehrsmitteln-auf-dem-schulweg-von-kindern-in-deutschland/>
Kontau, E (2019) U.S. active school travel in 2017: Prevalence and correlates

Strongly disagree 1 2 3 4 5 Strongly agree

To make streets easier to cross, are you willing to consider the following:

Select all that apply

- More crossing facilities, e.g. raised crossings ("wombat crossings")
- Reducing traffic speeds in built-up areas
- Reducing car traffic volumes
- Other:

To protect neighbourhoods from "rat running" do you support low car traffic neighbourhoods?

Low traffic neighbourhoods prevent rat running by only allowing local traffic and encouraging walking and cycling. Photo source: Mark Sutton, cycling industry news.



1

2

3

4

5

Strongly oppose

Strongly support

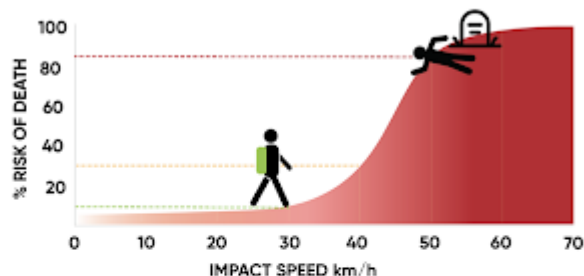
In order to make it safer for children to walk to school, do you support 30 km/h limits in neighbourhoods?

International best practice is 30km/h for local streets. Read more about the benefits of 30km/h streets and myth busting <https://theconversation.com/busted-5-myths-about-30km-h-speed-limits-in-australia-160547>

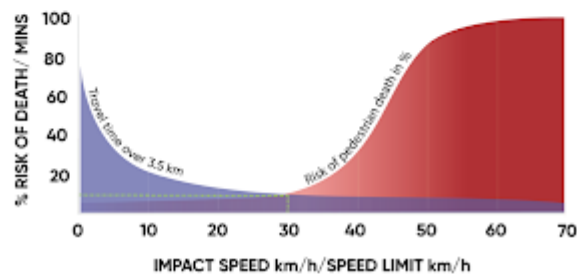
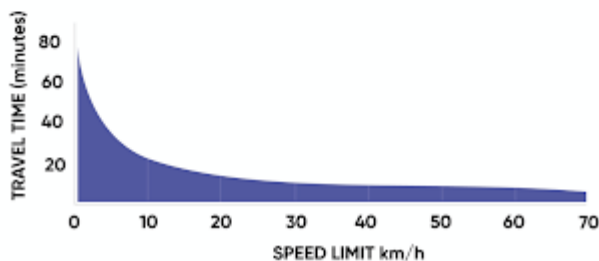
Travel time urban area

	Average Speed	Travel time for 1km	Travel time for 3.5km
	5km/h	12 min	42 min
	15km/h	4 min	14 min
	21km/h	2.9 min	10 min
	26.4km/h	2.3 min	8 min

*Source: ADAC Tempo 30 Pro Contra (2015)



Source - Cities Built by Design (2016), www.citiesbuiltbydesign.com/urban-design



1 2 3 4 5

Strongly disagree Strongly agree

Trees provide shade and improve the walking environment, do you support increasing tree canopy over walkways?

1 2 3 4 5

Strongly oppose Strongly support

What are your thoughts about improving walkability in our LGA?

I am proud that we have made some significant improvements in the 4 years I have been a councillor. We have a big historical hurdle to overcome - Wollongong was built and designed for cars - and it's a big job to change both the built environment and our mindset but it is a challenge I am up for.

Please specify any council motions that you supported or proposed to make walking better in our LGA (please provide a description, date and/or motion number).

- Pedestrian Plan 2017-2021 - supported staff report and also put successful funding pitch for \$3m per year) - 11 Dec 2017
- Urban Greening Strategy - supported staff report and also put successful funding pitch for \$500,000 funding per year - 11 Dec 2017
- Fairy Creek Corridor Masterplan - supported staff report - 11 March 2019
- Safety Around Schools Pilot Project - proposed motion - 31 Aug 2020
- Disability Inclusion Action Plan - supported staff report - 31 Aug 2020
- Helensburgh Town Centre Plan (including a trial of 30km speed limits) - supported staff report - 26 Oct 2020
- Keiraville-Gwyneville Access and Movement Strategy - supported staff report - 7 Dec 2020
- Guidelines for the installation of pedestrian crossings - proposed motion - 2 August 2021
- Pedestrian crossing light automated sequencing - supported motion - 13 September 2021

In addition, I have been successful in having budget pitches funded for increased spending on footpaths for every year (this doubled the spend of the previous Council term). I have also been a member of Councils Walking, Cycling and Accessibility Reference Group for the term of the Council.

Do you consent to having these results published? *

Yes

No

Other:

This content is neither created nor endorsed by Google.

Google Forms